

tion methods was made during registration of the atmosphere radiation. The splitter was made of Lavsan film with a thickness of 100 μm and filtering of short wave radiation was produced by a Teflon 1.5-mm-grating filter. During reception of lower atmosphere radiation the signal-to-noise ratio in interferograms using intrinsic modulation was $\sim 10^4$ which is one order more than using amplitude modulation.

REFERENCES

- [1] A. N. Vystavkin, V. N. Gubankov, V. N. Listvin, and V. V. Migulin, "Investigation, development and application of 0.1–2 mm receivers with n-InSb detectors," in *Proc. Symp. Submillimeter Waves* (Brooklyn, N. Y., Mar.-Apr. 1970), pp. 321–329.
- [2] A. N. Vystavkin, V. N. Listvin, and A. D. Morenkov, "Submillimeter waveband radiometer with n-InSb detector" (in Russian), *Prib. Tekh. Eksp.*, vol. N3, pp. 183–184, June 1970.
- [3] Y. I. Kolesov *et al.*, "Atmosphere radiation measurement using broadband submillimeter radiometer" (in Russian), *Proc. Central Aerolog. Observ.*, vol. 102, pp. 62–71, Nov. 1971.
- [4] A. N. Vystavkin *et al.*, "Radioastronomical observations in 0.9–1.5 mm waveband range using 22 m radiotelescope and n-InSb detector" (in Russian), *Izv. Krym. Astrofiz. Observ. (USSR)*, vol. 43, pp. 26–29, Jan. 1971.
- [5] K. A. Aganbekjan, A. N. Vystavkin, V. N. Listvin, and V. D. Shtykov, "Receiver with n-InSb detector for submillimeter absorption spectra investigations" (in Russian), *Radiotekh. Elektron.*, vol. 11, pp. 1252–1256, July 1966.
- [6] A. S. Vardanian *et al.*, "Submillimeter radiotelescope with n-InSb detector" (in Russian), *Astron. J.*, vol. 49, pp. 986–989, May 1972.
- [7] P. Jacquinet, "New developments in interference spectroscopy," *Rep. Progr. Phys.*, vol. 23, pp. 267–282, Dec. 1960.
- [8] Y. I. Kolesov and V. N. Listvin, "On the sensitivity of large aperture submillimeter radiometers with input Fabry-Perot interferometer" (in Russian), *Izv. Vyssh. Ucheb. Zaved. Radiofiz.*, vol. 17, pp. 11–16, Jan. 1974.
- [9] K. F. Renk, "Interference filters and Fabry-Perot interferometers for far infrared region," *Appl. Opt.*, vol. 1, pp. 643–650, 1962.
- [10] K. Sakai, T. Fukui, Y. Tsunawaki, and H. Yoshinaga, "Metallic mesh bandpass filters and Fabry-Perot interferometers for the far infrared," *J. Appl. Phys.*, vol. 8, pp. 1046–1055, Aug. 1969.
- [11] G. Z. Eizenberg, *Antennas of Ultrashort Waves* (in Russian). Moscow, USSR: Swjazizdat, 1957.
- [12] Y. I. Kolesov and V. N. Listvin, "Interference filters for far infrared region" (in Russian), *Opt. Spectrosc. (USSR)*, vol. 36, pp. 781–784, Apr. 1974.
- [13] Y. I. Kolesov, V. N. Listvin, and A. Y. Smirnov, "Measurement of the width of aperture function of far infrared echelette monochromator using interference method" (in Russian), *Opt. Spectrosc. (USSR)*, vol. 33, pp. 1169–1174, June 1972.
- [14] D. H. Martin, *Spectroscopic Techniques for Far Infra-Red Submillimeter and Millimeter Waves*. New York: Wiley, 1967.
- [15] K. D. Möller and W. G. Rothschild, *Far Infrared Spectroscopy*. New York: Wiley-Interscience, 1971.
- [16] V. A. Kuznetsov, V. N. Listvin, and A. Y. Smirnov, "Large aperture Michelson interferometer for far infrared region" (in Russian), *Opt. Spectrosc. (USSR)*, vol. 31, pp. 151–156, Jan. 1971.
- [17] Y. I. Kolesov, V. N. Listvin, and A. Y. Smirnov, "Investigation of radiation beam splitters of far infrared region" (in Russian), *Radiotekh. Elektron.*, vol. 18, pp. 1488–1492, July 1973.
- [18] M. Born and E. Wolf, *Principles of Optics*. New York: Pergamon, 1964, p. 88.
- [19] A. N. Vystavkin, Y. I. Kolesov, V. N. Listvin, and A. Y. Smirnov, "Submillimeter spectroradiometer with n-InSb detector" (in Russian), *Prib. Tekh. Eksp.*, N4, pp. 164–167, Aug. 1973.
- [20] A. S. Vardanian *et al.*, "Observation of submillimeter radiation of the sun at sea level using Fourier spectrometer" (in Russian), *Astron. J.*, vol. 50, pp. 657–659, Mar. 1973.
- [21] J. Chamberlain, "Phase modulation in far infrared (submillimeter waves) interferometers," *Infrared Phys.*, vol. 11, pp. 25–55, Jan. 1971.

Balloon-Based Measurements of the Cosmic Background Radiation

JOHN C. MATHER, PAUL L. RICHARDS, AND DAVID P. WOODY

Abstract—We have developed and flown a balloon-borne liquid-helium-cooled spectrometer to measure the cosmic background radiation in the 3–18- cm^{-1} region. It features a cooled horn antenna, a polarizing Michelson interferometer, and a germanium bolometer. These design features and the performance of the instrument are discussed.

I. INTRODUCTION

BIG-BANG cosmology theory and measurements in the microwave- and optical-frequency regions support the idea that the universe is filled with isotropic blackbody radiation with a characteristic temperature of 2.7 K [1].

Manuscript received April 22, 1974. This work was supported in part by the U.S. Atomic Energy Commission under Contract W-7405-eng-48, and in part by the Space Sciences Laboratory, University of California, Berkeley, under NASA Grant NGL05-003-497.

J. C. Mather was with the Lawrence Berkeley Laboratory, University of California, Berkeley, Calif. 94720. He is now with the Goddard Institute for Space Studies, New York, N.Y. 10025.

P. L. Richards and D. P. Woody are with the Lawrence Berkeley Laboratory, University of California, Berkeley, Calif. 94720.

Accurate spectral measurements of this radiation are not available for frequencies above the peak of the blackbody spectrum (which occurs at $\sim 6 \text{ cm}^{-1}$ or $\lambda \approx 1.7 \text{ mm}$).

II. SPECTROMETER DESIGN AND OPERATION

A far-infrared spectrometer has been developed that can be flown by balloon to an altitude of $\sim 40 \text{ km}$ to measure this radiation over the frequency range from ~ 3 to $\sim 18 \text{ cm}^{-1}$. The principal features of the system are shown in Fig. 1. These include a cooled two-section horn antenna, a cooled polarizing Michelson interferometer [2] used for Fourier spectroscopy, and a germanium bolometer detector. The bolometer is illuminated with a germanium focusing cone. This use of immersion optics [3] increases the throughput by a factor of ≈ 3 without degrading the bolometer responsivity and permits the use of an antireflection coating on the front surface of the germanium cone. The broad-band radiometer sensitivity is

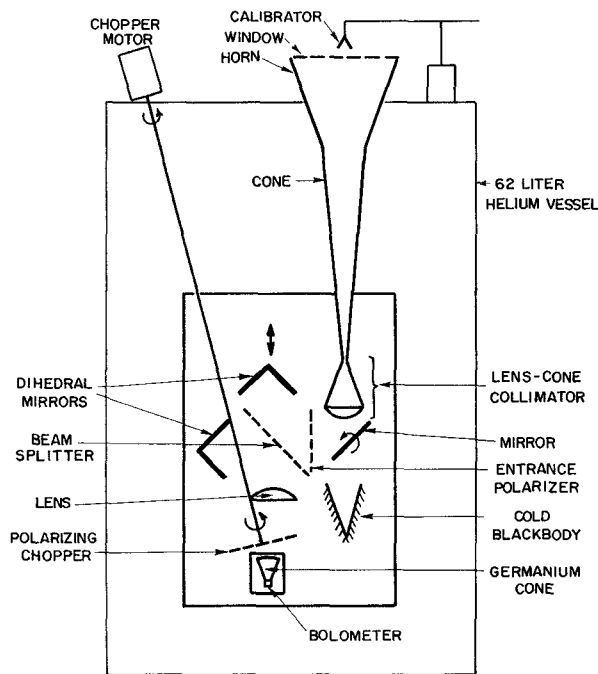


Fig. 1. Schematic drawing of the radiometer-spectrometer for measurements of the cosmic background radiation. The cryostat is ~ 1.5 m high and maintains the apparatus at minimum temperature for more than 10 h.

better than 0.02 K for a 1-s observation of a Rayleigh-Jeans source. The spectral sensitivity for a 2-h observation with 1-cm^{-1} resolution is 0.05 K at 13 cm^{-1} . Blackbody sources are used in flight for absolute calibration.

One critical feature of this measurement is the avoidance of signals from extraneous warm objects. Radiation from the apparatus is reduced by cooling to liquid-helium temperature all portions of the optical system which contact the geometrical beam. The warm horn at the top of the antenna (which contacts only diffraction sidelobes) has a proreflection dielectric coating. In addition, the temperature of both horns is varied in flight to check for residual emission. All windows in front of the antenna are removed for the measurement. The antenna has been designed for minimum-diffraction sidelobes at large angles to avoid observing signals from the earth or the balloon hardware. The measured antenna pattern is shown in Fig. 2. The measurements at large angles were made using the system shown in Fig. 3. It produces a large solid-angle ring-shaped image of a thermal source. The observed antenna pattern agrees with diffraction-theory calculations.

The most important remaining sources of extraneous radiation are the line emissions from the residual atmosphere. Even at an altitude of 40 km, atmospheric emission is greater than the cosmic background radiation for frequencies higher than 11 cm^{-1} [4]. The important lines arise from water, ozone, and oxygen. Since the relative line strengths and positions [5] are known, the observed spectra can be accurately fitted to a model of the atmosphere with only a few parameters. Computer programs have been written to generate simulated atmospheric-emission spectra, which will be subtracted from the observed spectral data to obtain the residual background radiation. An

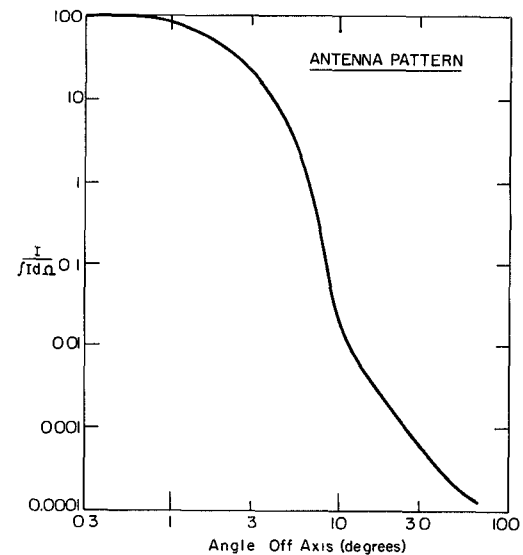


Fig. 2. Response of the radiometer to a point source as a function of the angle of the source from the axis of the antenna.

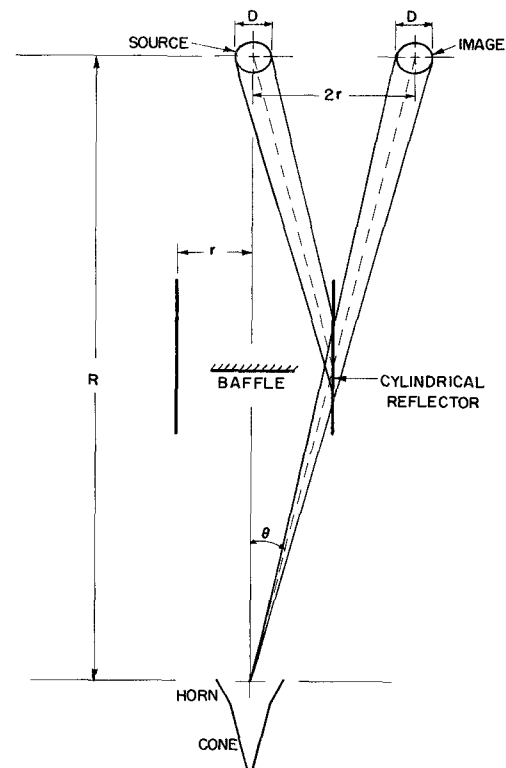


Fig. 3. System for measuring antenna pattern at large angles.

example of such a simulated atmospheric-emission spectrum (plotted as an antenna temperature) is compared with a 2.7-K blackbody curve in Fig. 4.

III. FLIGHT PERFORMANCE

The apparatus described here has been constructed and tested in space-environment simulators (cold and vacuum) and interfaced to a balloon gondola developed by Prof. K. Anderson's group at the Berkeley Space Sciences Laboratory. The first flight was launched from Palestine, Tex., on October 26, 1973. During the flight the payload

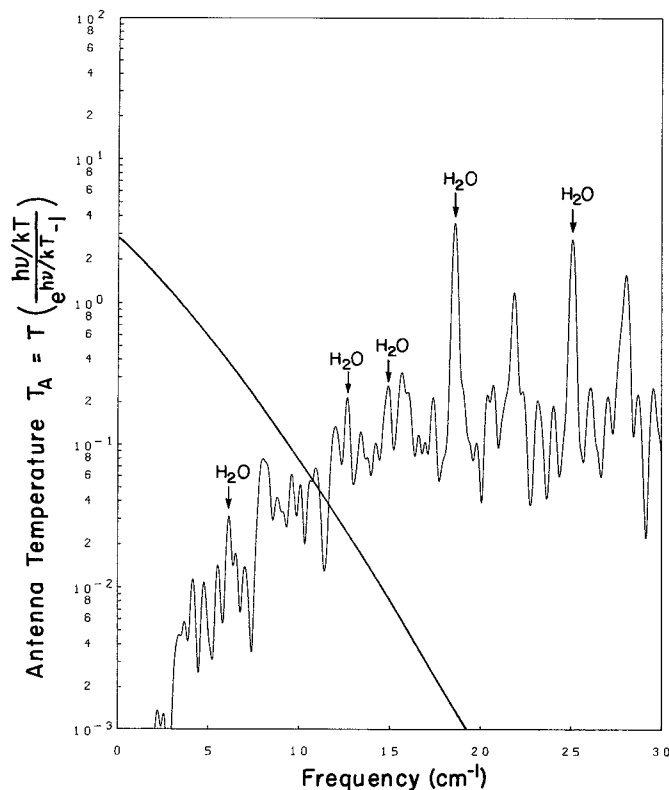


Fig. 4. The radiation from a 2.7-K blackbody and an estimate of the emission from the residual atmosphere above 40 km plotted as an antenna temperature. The principal emission is that of O_3 with a few H_2O lines. Antenna temperature is defined as the temperature of a Rayleigh-Jeans source with unit emissivity which gives the same emitted power as the actual source. The frequency range of the background measurement will be from ~ 3 to ~ 18 cm^{-1} with 0.25 - cm^{-1} resolution.

temperature dropped to $-60^\circ C$. At this low temperature, the mechanical drive to the interferometer lost power and stopped working. Consequently, although all other electrical and mechanical systems functioned well, very few spectral data were obtained. The payload was recovered undamaged near Anniston, Ala.

A second flight was made on July 24, 1974. The apparatus functioned well and the flight appears to have been very successful. The raw spectra are in reasonable agreement with the model of an ≈ 3 K blackbody superimposed on the atmospheric emission from $\approx 3 \times 10^{17}$ molecules/ cm^2 of O_3 and H_2O . A careful analysis of the data is expected to yield good data on the cosmic background radiation out to ≈ 16 cm^{-1} .

Another potential application of this apparatus is the study of the composition of the atmosphere. If the apparatus is modified to look horizontally and to measure spectra out to 100 cm^{-1} , the sensitivity to minor atmos-

pheric constituents will be greatly increased. A rough estimate suggests that a detection limit of $\sim 10^8$ molecules/ cm^3 can be achieved in a 1-s observation for a gas with an electric dipole moment of 1 debye.

REFERENCES

- [1] P. J. E. Peebles, *Physical Cosmology*. Princeton, N.J.: Princeton University Press, 1971, pp. 131-142.
- [2] D. H. Martin and E. Puplett, "Polarised interferometric spectrometry for the millimetre and submillimetre spectrum," *Infrared Phys.*, vol. 10, pp. 105-109, June 1970.
- [3] A. N. Vystavkin, V. N. Gubankov, V. N. Listvin, and V. V. Migulin, "Investigation, development, and application of 0.1-2 mm receivers with n-InSb detectors," in *Proc. Polytech. Inst. Brooklyn Conf. Submillimeter Waves*, J. Fox, Ed. Brooklyn, N. Y.: Polytechnic Press, 1971, p. 321.
- [4] D. Muehlner and R. Weiss, "Balloon measurements of the far-infrared background radiation," *Phys. Rev.*, vol. D7, pp. 326-344, Jan. 1973.
- [5] McClatchey *et al.*, "AFCRL atmospheric absorption line parameters compilation," Nat. Tech. Inform. Center, Environmental Res. Papers 434, AFCRL-TR-73-0096.